



# AESOLAR

since 2003



## METEOR

More power, less degradation

**30**  
years

Performance  
Warranty

**15**  
years

Product  
Warranty

### 415W-435W

### AE CMD-108BDE Series

N-TYPE TOPCON TECHNOLOGY PV MODULES  
HALF-CUT CELLS • BLACK • DOUBLE-GLASS

[www.ae-solar.com](http://www.ae-solar.com)

Ver. 24.1.1



HALF  
CELLS



CELL  
SIZE



LID  
RESISTANT



PID  
RESISTANT



SALT CORROSION  
RESISTANT



SAND  
RESISTANT




AMMONIA  
RESISTANT



HIGHLY STABLE  
AND TOUGH



IEC 61215 IEC 61730  
Regular Production Surveillance  
www.tuv.com  
ID 1111251295



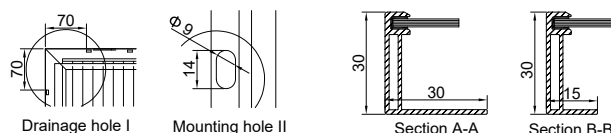
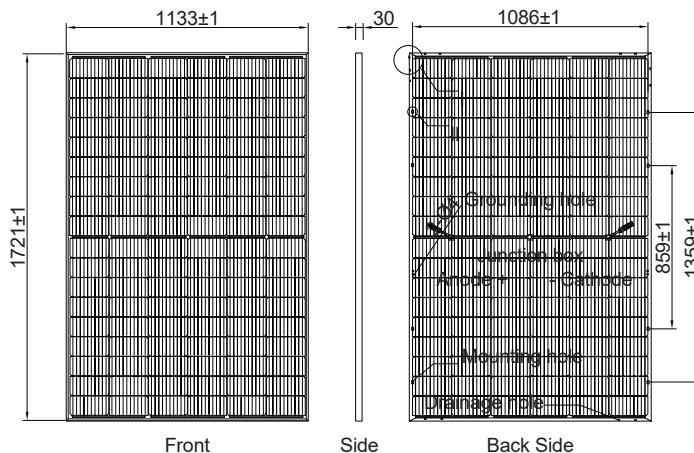
# AE CMD-108BDE Series 415W-435W



N-TYPE TOPCON TECHNOLOGY PV MODULES  
HALF-CUT CELLS • BLACK • DOUBLE-GLASS

## Mechanical and design specification

Cell type	n-Type TOPCon Technology, Half-cut cells, 182 mm
No. of cells	108
Bifaciality	80 ± 5%
Front cover	2.0 mm glass, high transmission, AR coated, tempered
Encapsulation	POE
Back cover	2.0 mm black glazed glass, tempered
Junction box	IP68 rated, 3 Bypass Diodes
Frame	30 mm anodized Aluminium alloy
Cable	1 x 4 mm <sup>2</sup> , 350 mm length or customized
Connectors	MC 4 / MC 4 compatible
Dimension	1721 mm x 1133 mm x 30 mm
Weight	23.5 kg
Hail resistance	Max. Ø 25 mm at 23 m/s
Wind load	2400 Pa or 244 kg/m <sup>2</sup>
Snow load	5400 Pa or 550 kg/m <sup>2</sup>
Fire Rating	Class A (according to UL 790)

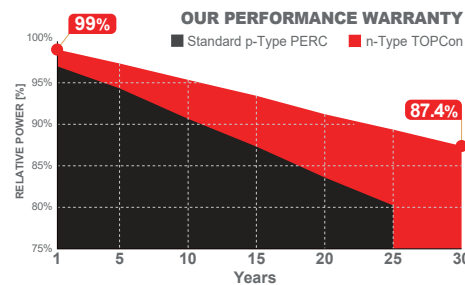
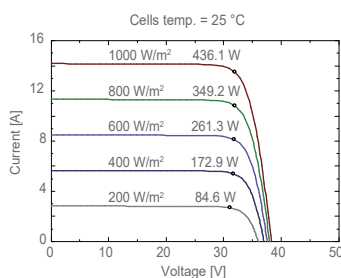


## Packaging information

Packaging configuration	36 pcs / pallet
Loading capacity	936 pcs / 40 HQ
Size / Pallet	1755 mm x 1140 mm x 1245 mm
Weight	880 kg / pallet

## Temperature ratings

Operating temperature (°C)	-40 to +85
Temp.coefficient of P <sub>max</sub> (%/°C)	-0.30
Temp.coefficient of V <sub>oc</sub> (%/°C)	-0.25
Temp.coefficient of I <sub>sc</sub> (%/°C)	0.046
Nom. operating temp. NOCT (°C)	42 ± 2



## Electrical specifications (STC\*): AE415CMD-108BDE AE420CMD-108BDE AE425CMD-108BDE AE430CMD-108BDE AE435CMD-108BDE

	P <sub>max</sub> (Wp)	415	420	425	430	435
Nominal Max. Power	P <sub>max</sub> (Wp)	415	420	425	430	435
Maximum operating voltage	V <sub>MPP</sub> (V)	31.81	32.04	32.25	32.43	32.64
Maximum operating current	I <sub>MPP</sub> (A)	13.05	13.11	13.18	13.26	13.33
Open-circuit voltage	V <sub>oc</sub> (V)	37.67	37.86	38.08	38.26	38.46
Short-circuit current	I <sub>sc</sub> (A)	13.95	14.03	14.10	14.17	14.23
Module efficiency	η (%)	21.28	21.54	21.80	22.05	22.31
Power tolerance	(W)			0~+5		
Maximum system Voltage	(V)			1500		
Maximum series fuse rating	(A)			25		

\*STC: Standard test conditions (Irradiance 1000 W/m<sup>2</sup>, Cell temperature 25°C and air mass of AM1.5), measurement tolerance P<sub>max</sub>: ±3%

## Electrical specifications (NMOT\*): AE415CMD-108BDE AE420CMD-108BDE AE425CMD-108BDE AE430CMD-108BDE AE435CMD-108BDE

	P <sub>max</sub> (Wp)	316.0	320.0	323.5	327.1	331.0
Nominal Max. Power	P <sub>max</sub> (Wp)	316.0	320.0	323.5	327.1	331.0
Maximum operating voltage	V <sub>MPP</sub> (V)	29.50	29.70	29.90	30.10	30.30
Maximum operating current	I <sub>MPP</sub> (A)	10.70	10.76	10.81	10.87	10.93
Open-circuit voltage	V <sub>oc</sub> (V)	35.60	35.80	36.00	36.20	36.40
Short-circuit current	I <sub>sc</sub> (A)	11.25	11.31	11.37	11.42	11.48

\*NMOT: Normal Module Operating Temperature (Irradiance 800 W/m<sup>2</sup>, Ambient temperature 20°C, air mass of AM1.5 and wind speed of 1 m/s)

The specifications and characteristics contained in this datasheet may deviate slightly from our actual products due to the product developments and uncertainty of measurement devices. The specifications included in the datasheet are subject to change without prior notice.